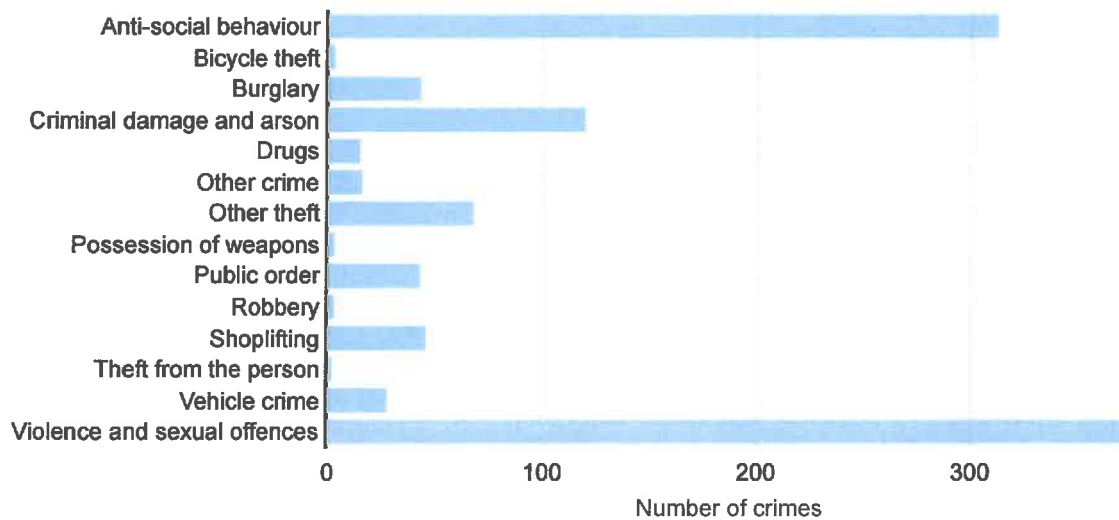


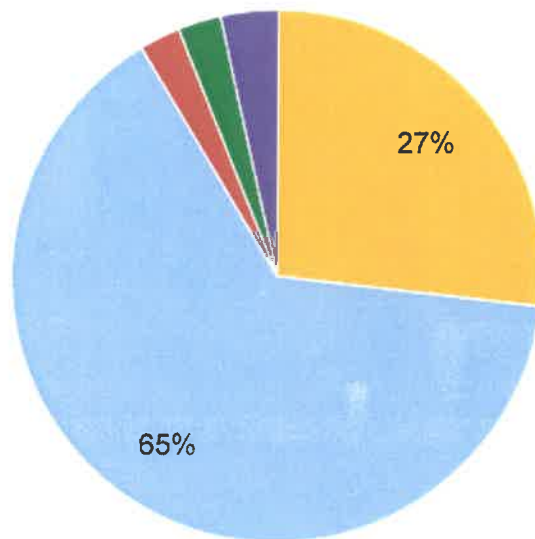
# Annual Crime Figures

## Comparison of crime types in this area between January 2019 and December 2019



Crime type	Total	Percentage
Anti-social behaviour	313	29.04%
Bicycle theft	3	0.28%
Burglary	43	3.99%
Criminal damage and arson	120	11.13%
Drugs	15	1.39%
Other crime	16	1.48%
Other theft	68	6.31%
Possession of weapons	3	0.28%
Public order	43	3.99%
Robbery	3	0.28%
Shoplifting	46	4.27%
Theft from the person	2	0.19%
Vehicle crime	28	2.60%
Violence and sexual offences	375	34.79%

## Comparison of outcomes in this area between January 2019 and December 2019



- Under investigation
- No further action
- Offender dealt with by police
- Offender sent to court
- Offender dealt with at court

Outcome type	Total	Percentage
<b>Under investigation</b>	<b>205</b>	<b>26.80%</b>
Under investigation	150	19.61%
Status update unavailable	55	7.19%
<b>No further action</b>	<b>494</b>	<b>64.58%</b>
Formal action is not in the public interest	7	0.92%
Further action is not in the public interest	0	0.00%
Further investigation is not in the public interest	0	0.00%
Investigation complete; no suspect identified	225	29.41%
Unable to prosecute suspect	262	34.25%

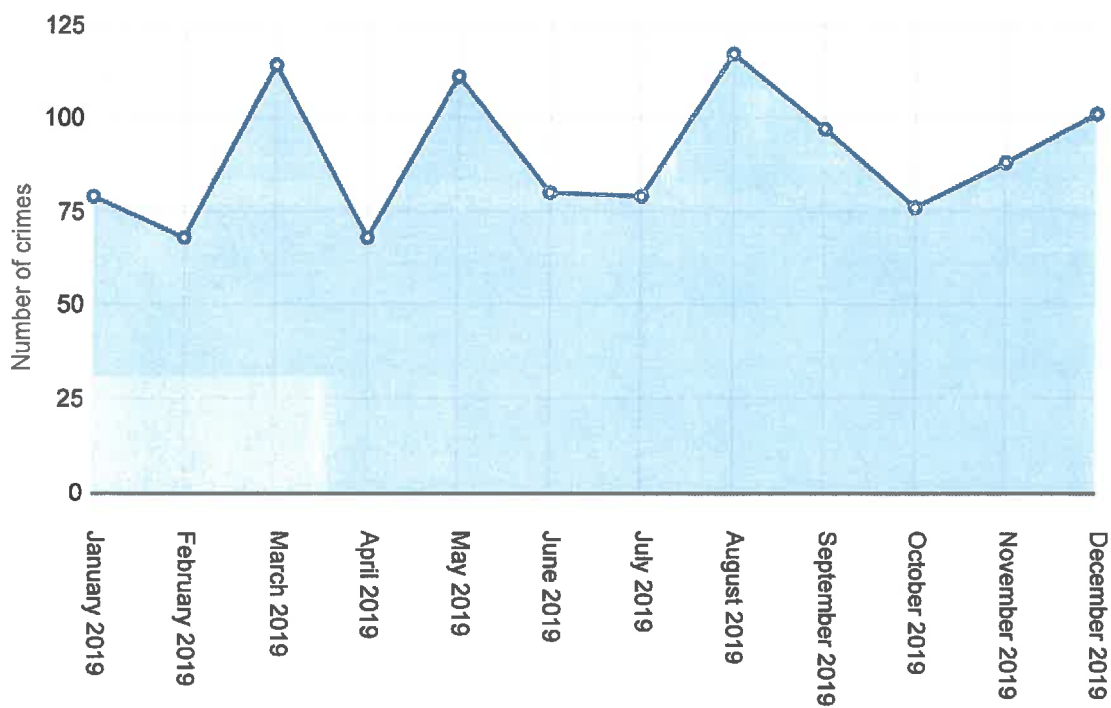
Outcome type	Total	Percentage
<b>Offender dealt with by police</b>	<b>19</b>	<b>2.48%</b>
Action to be taken by another organisation	0	0.00%
Offender given a drugs possession warning	1	0.13%
Offender given penalty notice	0	0.00%
Offender given a caution	8	1.05%
Local resolution	10	1.31%
<b>Offender sent to court</b>	<b>20</b>	<b>2.61%</b>
Suspect charged	20	2.61%
Suspect charged as part of another case	0	0.00%
<b>Offender dealt with at court</b>	<b>27</b>	<b>3.53%</b>
Court case unable to proceed	3	0.39%
Defendant sent to Crown Court	0	0.00%
Defendant found not guilty	1	0.13%
Offender given absolute discharge	0	0.00%
Offender given conditional discharge	0	0.00%
Offender ordered to pay compensation	0	0.00%
Offender fined	1	0.13%
Offender deprived of property	0	0.00%
Offender given community sentence	1	0.13%
Offender given suspended prison sentence	1	0.13%
Offender sent to prison	1	0.13%
Offender otherwise dealt with	0	0.00%
Court result unavailable	19	2.48%

# Crime levels in this area between January 2019 and December 2019

Showing:

All crime

Update



Month

Total

December 2019	101
November 2019	88
October 2019	76
September 2019	97
August 2019	117
July 2019	79
June 2019	80
May 2019	111
April 2019	68
March 2019	114

